

# Construction Crew/ Kid Builders!

Where worship and fun collide!

525 Garden Dr., Marysville, OH, 43040

## Seeing is Believing!

**Memory Verse:** ...by the grace of God I am what I am, and his grace toward me was not in vain.

1 Corinthian's 15:10

**Lesson Overview:** This lesson begins a series of Bible story lessons. These lessons will help the students recall or remember the Bible stories, as well as the lessons they teach. In this lesson, children will come to know the stories surrounding the appearances of Jesus after his resurrection; primarily, the story of the two men Jesus appeared to on the road to Emmaus. By the end of the lesson, children should have a good foundation, belief, and understanding of Jesus' resurrection, as well as the fact that it is a well documented event. It should also challenge them to consider their current level of belief, and to seek Jesus more.

### Requirements for the lesson:

- 1/2 deck (25) of regular playing cards

### Object Lessons and Lead-in to the Lesson:

**"On The Road To Emmaus"** Begin by telling the story of the two men on the road to Emmaus. If possible, narrate or act out the story (Luke 24:13-32). Once you have done this, explain to the children that we are not so different than the two on the Emmaus road.

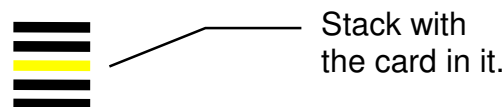
**"How'd Cha Do That!"** Jesus has promised us--just as he promised the two men on Emmaus road--that he would rise from the grave and live for us again. They knew his promise, but they did not truly believe. We know his promise: to be one with us. However, we don't always truly believe likewise. Jesus came directly into their mist, and they still did not fully believe he was there. He is directly in our mist, but we also at times do not believe.

**Begin the card trick.** Pick a class member. Ask them to draw a card, and show it to the class. Then have them put it back into the deck the same way all the rest of the cards are facing. While doing the trick, explain that Jesus is within us, just like the card we are looking for is absolutely in the deck. We have to realize that he has graced us with his presence, and that *he can show himself to us, if we let him.* **Time this last line with making the correct card appear.**

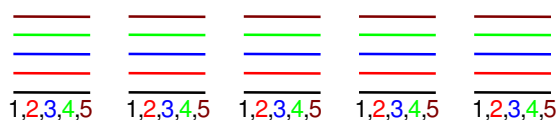
The trick: Use half a deck of cards (25). Have someone pick it, show it to the class, and then return it anywhere to the pile. Begin to lay the cards down in 5-card stacks.



Pick each stack up one at a time. Ask your helper if their card is in the first, the second, the third, and so on until you find the stack with the card in it. Once you know the stack, place that stack between the other four (2 on top of it, and 2 on the bottom.)

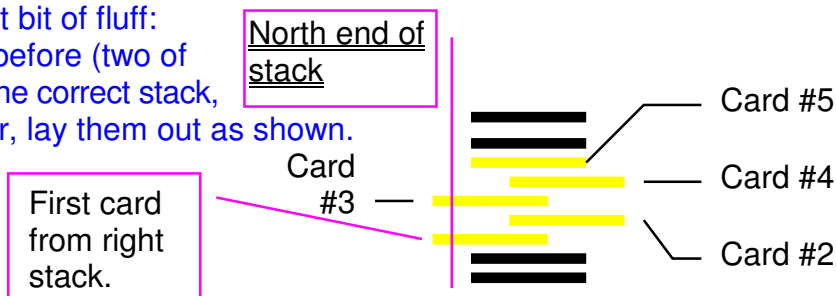


Next, lay the cards out in five stacks similar to the first time, only instead of laying down vertical stacks (one atop the other), lay them out laterally as shown.

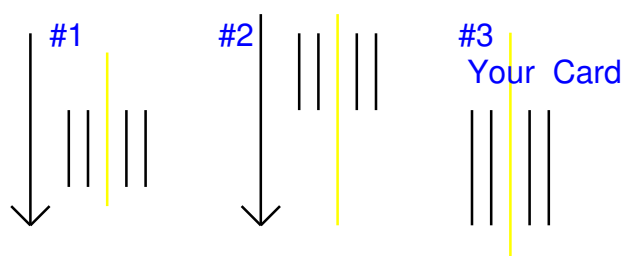


Pick up the stacks again as before, until your helper identifies the stack with the right card in it. You can now show them that the right card is the one in the center of the five, or you can do it with this last bit of fluff:

Place the cards as you did before (two of the stacks on the bottom of the correct stack, and two on the top; however, lay them out as shown.



**IMPORTANT:** Take the stack and gently tap the **NORTH END** of the cards on a table until they go flush with the deck. Then take the **OTHER END** and tap it on the table the same way. The correct card should rise up through the north end of the deck.



The whole idea is to show the children that just like the card was in the deck the whole time, so is Jesus in your life (if they've ask him into their heart). He will show himself to them if they seek him.

## The Lesson:

DO THE OBJECT LESSON: ***“On The Road To Emmaus”***

DO THE OBJECT LESSON: ***“How’d Cha Do That!”***

1. Jesus Comes Out Of The Tomb

Jesus appeared to a lot of people after he rose from the grave.

**QUESTION:** Do you know some of these times?

- a. At the empty tomb
- b. Again to Mary at the tomb
- c. To the two travelers on the road to Emmaus
- d. To Peter in Jerusalem
- e. To the ten disciples in the upper room
- f. To the eleven disciples in the upper room (one week later)
- g. To the eleven on the lake
- h. Up on the mountain to the eleven
- i. To the 500 at one time
- j. To James
- k. When He rose into heaven
- L. Also, in presence to Saul, but not in body.

2. Facts And Fiction

Everybody wants to believe in somebody or something. The problem is that some people want to believe in anything, instead of the right thing. We know that the right person who can save us from our sins is Jesus.

**QUESTION:** How do you know that Jesus is real?

A. Phony Bologna

Lately, a lot of people believe they have seen Jesus’ mother appear on the sides of buildings, and trees, etc.

**QUESTION:** Was this like Jesus’ showed Himself to people in the Bible? No.

**QUESTION:** How are some ways that Jesus showed Himself to others after He rose from the dead?

Let the children respond

B. Jesus Is A Real Person

Explain that Jesus appeared as a real person--as He was, *not* a shadow or image (picture). These things are not real.

### C. Jesus Is Coming!

Jesus said that one day soon that He was coming back to earth again, and that He would take us who love Him back to heaven.

**QUESTION:** How did He say that He would come?

- With a loud trumpet blast
- Through the clouds
- On a white horse
- With an Army

### 3. Recognizing Jesus

We know Jesus is the one we need to believe in because the Bible tells us so. When we are saved, we say that Jesus is in our heart. We know that He is there because we can feel him. We feel clean inside, because Jesus gets all of the sin out. Jesus makes it easier for us to love others, even if they are mean to us.

**QUESTION:** How does Jesus show Himself to us today?

By what we call His “presence”. This means that we just know He is near us. We can feel that He is there, and in our hearts, we just know it.

#### A. The Disciples See Jesus

When all of the people killed Jesus on the cross, the disciples were very sad. They said that they “thought” Jesus was really the one that would come and save them from their sins. They also did not understand that He had to die for our sins, and that He would rise from the dead to be with them.

**QUESTION:** Why did the disciples not know who Jesus was right away? He disguised himself from their eyes. On the Road to Emmaus, Jesus talked to the two disciples quite a bit. He also asked them a lot of questions, just like He did before He died.

#### B. The Disciples Hear Jesus

**QUESTION:** Why do you think they did not know his voice? (They were not looking for him because they did not truly *believe*.)

### C. We Hear Jesus

Jesus calls to us all the time. We have to be ready to listen. He may not tell us in words, but He gives us thoughts in our heart. We may get the feeling that we need to be kind, or help someone--even share with them. Sometimes Jesus even asks us to do a kind thing for others who are mean to us. When we are kind to these kinds of people, they often are a lot less mean to us.

**QUESTION:** What is something that you have heard Jesus tell you to do for someone lately?

**QUESTION:** Did you do it?

**QUESTION:** Do you think it made a difference?

### 4. Discussion Time

**QUESTION:** About how many people do you think saw Jesus after He rose from the dead? Nearly 550!

**QUESTION:** Do you believe that Jesus lived, or are you like the disciples who didn't believe the women when they came and told Jesus is alive?

**QUESTION:** What helped YOU to finally believe? Someone else? Something God did?

**QUESTION:** How do we know that the Bible is telling us the truth about Jesus? Jesus is doing things in and around our lives!

### 5. Close

Begin by asking the children to put their hand in the air quickly IF they are saved. Let them wave them around a bit. If there are those in the group that do not put their hand in the air, then you may want to have a call to salvation. Lead all of the children in a sinner's prayer.

If all of the children in the group are saved, then praise the Lord! Lead the children in a dedication prayer. Have them repeat after you, thanking God for His salvation and declare that Jesus is real and alive.

Memory Verse: ...by the grace of God I am what I am, and his  
grace toward me was not in vain.  
1 Corinthian's 15:10

Memory Verse: ...by the grace of God I am what I am, and his  
grace toward me was not in vain.  
1 Corinthian's 15:10

Memory Verse: ...by the grace of God I am what I am, and his  
grace toward me was not in vain.  
1 Corinthian's 15:10

Memory Verse: ...by the grace of God I am what I am, and his  
grace toward me was not in vain.  
1 Corinthian's 15:10